

## ***Fixing Family Problems in FamilySearch*** *Fixing those messed-up ancestor relationships*

Amanda Terry, Project Manager & Samantha Sulser, ROC Manager

FamilySearch

Do you find yourself frustrated with messed up family relationships in FamilySearch, like incorrect spouses or parents that were born after children? These issues can be corrected, but care must be taken to fix the errors while not making more. The first thing you need to do is research the family you believe is messed up. You'll want to backup your changes with sources and sound reasons. When you've gathered your evidence, and you're ready to make changes, move on to the tips outlined below.

Let's look at the Family Members section of a person page. There are two sides to this page, one for spouses and children and one for parents and siblings. Making changes or corrections works the same for either side. It just depends on whether you want to make changes to the married couple or to the parent/child relationship. We'll go through a few scenarios so you can see how changes work and get a few tips along the way.

### **SCENARIOS**

**Scenario 1** - There is a child listed with the family that doesn't belong. (Remember, you have evidence to back this up.)

You have two options. You can **remove** the child's relationship to both parents or to just the father or the mother. Or you can **replace** both parents or one of the parents with the correct parent if you know who that is. Neither of these options deletes the child. They are only removed from this family group.

#### **How To**

Click the edit icon, located to the right of each child or couple, then select remove or replace. Remove breaks the relationship (it doesn't delete anyone). Replace removes the incorrect person and replaces them with the correct one. The popup explains what will happen in each case and you will need to click to verify that you understand.

**Scenario 2** – There is a spouse that was never married to my ancestor with no children.

You have the same two options as scenario 1, remove or replace the incorrect spouse. Since there are no children, this isn't a complicated process, but scenario 3 is a little bit more complex.

**Scenario 3** – There is a spouse that was never married to my ancestor and there are children connected.

In this case, it depends on if the children belong with your ancestor or with the incorrect spouse. It could also be neither, but unless you know that for sure, keep the child with one of the parents until someone can disprove the relationship. You can remove or replace both parents from the



child or just one of the parents. If you remove the father, then the child will still show up as a child with the mother.

#### **EVENTS AND SOURCES**

A couple of other things to know about relationships are adding events and sources. Sources can be added to marriage events, but they need to be added from edit relationships. Also, they don't show up in the source list on the person page, only in the relationships section. This area is also where you would add or edit marriage events, like marriage or divorce. Be sure to check the edit relationships screen to see events, sources, or notes have been added for an ancestor.

Relationships can be messy, but with a little patience, research, and know-how, even stubborn families can be fixed.

## SCREENSHOTS

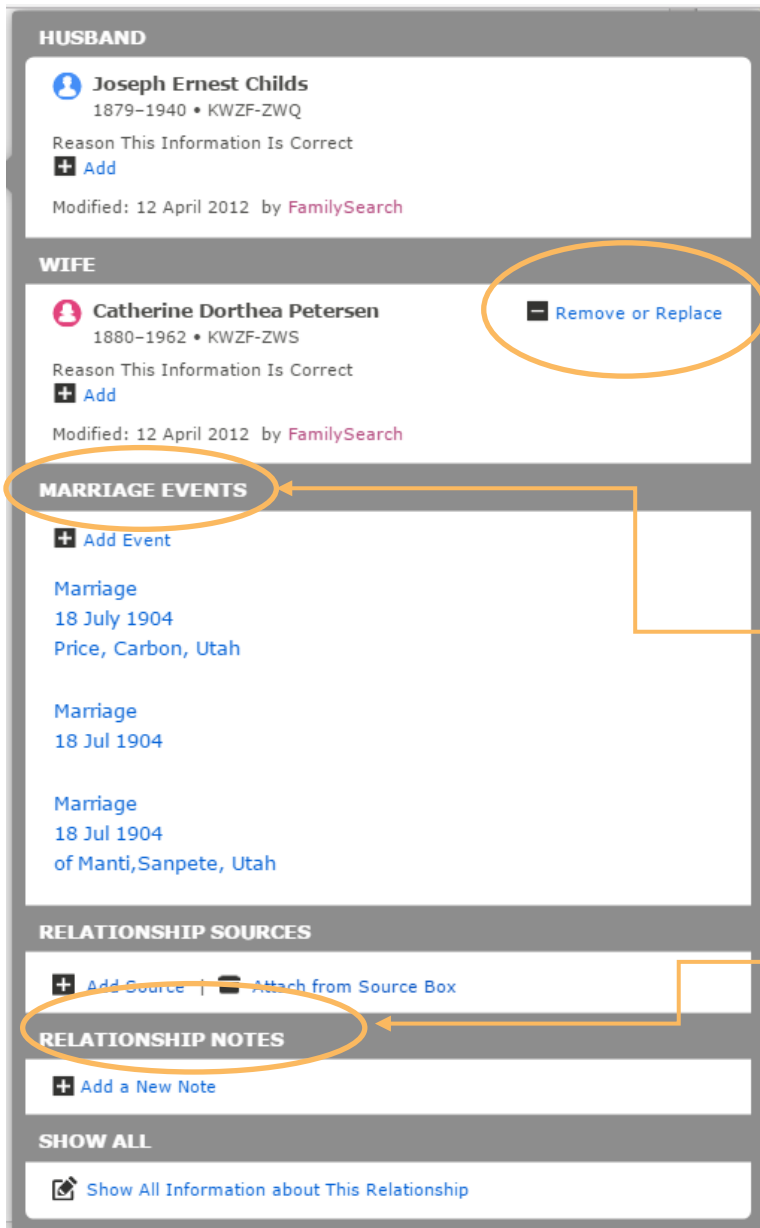


**Joseph Ernest Childs**  
1879–1940 • KWZF-ZWQ

Marriage: 18 July 1904  
Price, Carbon, Utah

**Catherine Dorthea Petersen**  
1880–1962 • KWZF-ZWS

This is the icon to click to EDIT relationships



**HUSBAND**

**Joseph Ernest Childs**  
1879–1940 • KWZF-ZWQ

Reason This Information Is Correct  
[+ Add](#)

Modified: 12 April 2012 by FamilySearch

**WIFE**

**Catherine Dorthea Petersen**  
1880–1962 • KWZF-ZWS

Reason This Information Is Correct  
[+ Add](#)

Modified: 12 April 2012 by FamilySearch

**MARRIAGE EVENTS**

[+ Add Event](#)

Marriage  
18 July 1904  
Price, Carbon, Utah

Marriage  
18 Jul 1904

Marriage  
18 Jul 1904  
of Manti, Sanpete, Utah

**RELATIONSHIP SOURCES**

[+ Add Source](#) | [Attach from Source Box](#)

**RELATIONSHIP NOTES**

[+ Add a New Note](#)

**SHOW ALL**

[Show All Information about This Relationship](#)

Remove or Replace Link

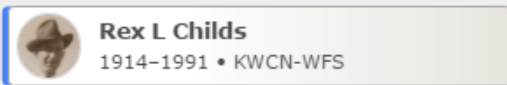
Marriage Events  
Add and edit events the same as births or deaths


Relationship Sources  
Add sources or attach from Source

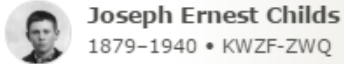
Remove or Replace Screen

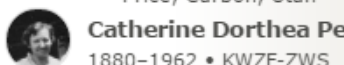
Remove or Replace

This Parent Child Relationship Will Be Modified

 **Rex L Childs**  
1914-1991 • KWCN-WFS



 **Joseph Ernest Childs**  
1879-1940 • KWZF-ZWQ  
Marriage: 18 July 1904  
Price, Carbon, Utah

 **Catherine Dorthea Petersen**  
1880-1962 • KWZF-ZWS

Modified: 15 April 2012 by FamilySearch

**Remove Parents:** Will delete the parent child relationship, detach the relationship sources, and delete the relationship notes.

**Replace Parents:** Will change the parent child relationship by asking for different parents. It will preserve all of the sources and notes.

I have reviewed the relationships, sources, and notes for these individuals

[Remove Parents](#) [Replace Parents](#) [Cancel](#)

Check that you understand the consequences  
After checking the box, the two options will turn blue